




Quick Start Guide
MCUXpresso Developer Experience

FRDM-MCXA153 development board

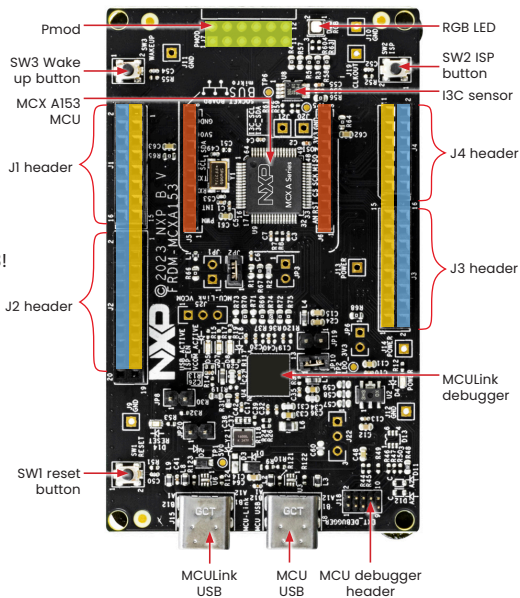


Get to know the FRDM-MCXA153 development board

NXP's MCUXpresso Developer Experience provides you with cost-effective MCU development boards.

Easy I/O access supports expansion board use for fast prototyping and rapid evaluation.

Enjoy your FRDM-MCXA153!




Quick Start Guide FRDM-MCXA153

CS	P1_3	1	2	P2_4		GND	8	8	GND		
SDO	P1_0	3	4	P3_1		5V0	7	7	3V3		
SDI	P1_2	5	6	P3_27	SCL	SDA	P3_28	6	6	P1_0	SDO
SCK	P1_1	7	8	P3_28	SDA	SCL	P3_27	5	5	P1_2	SDI
	GND	9	10	GND		TX	P3_15	4	4	P1_1	SCK
	VDD	11	12	VDD		RX	P3_14	3	3	P1_3	CS
						INT	P2_5	2	2	P3_1	RST
						PWM	P3_12	1	1	P3_30	AN

LPUART2_RXD	P1_4	2	1	P1_7	
LPUART2_TXD	P1_5	4	3	P1_6	MC_ENC_I
	P2_4	6	5	NC	
PWM0_A0	P3_0	8	7	NC	
	P2_5	10	9	NC	
PWM0_X0	P3_12	12	11	NC	
PWM0_X1	P3_13	14	13	NC	
	P3_1	16	15	NC	
	P3_15	2	1	P1_4	MC_BEMF_A
PWM0_X2	P3_14	4	3	P1_5	MC_BEMF_B
LPSPI1_PCS1	P2_6	6	5	P2_3	MC_BEMF_C
LPSPI1_SDO	P2_13	8	7	P2_1	MC_VOLT_DCB
LPSPI1_SDI	P2_16	10	9	P2_2	MC_CUR_DCB
LPSPI1_SCK	P2_12	12	11	NC	
	GND	14	13	NC	
	VDDA_MCU	16	15	NC	
LP12CO_SDA	P1_8	18	17	NC	
LP12CO_SCL	P1_9	20	19	NC	

P3_29	11	12	P3_30	A5
P1_11	9	10	P3_31	A4
NC	7	8	P2_0	A3
NC	5	6	P1_13	A2
NC	3	4	P1_12	A1
NC	1	2	P1_10	A0
MC_PWM_AT	P3_6	15	16	VIN
MC_PWM_AB	P3_7	13	14	GND
MC_PWM_BT	P3_8	11	12	GND
MC_PWM_BB	P3_9	9	10	5V0_OUT
MC_PWM_CT	P3_10	7	8	3V3_OUT
MC_PWM_CB	P3_11	5	6	RESET
MC_ENC_A	P3_31	3	4	KOREP
MC_ENC_B	P2_7	1	2	NC



- Arduino™ Header
- FRDM Header
- mikroBUS™
- Pmod™

How to get started

Setup

1. Connect the FRDM-MCXA153 board to a PC using the USB Type-C® cable
2. The board comes preprogrammed with a blinky LED demo
3. Get started at nxp.com/FRDM-MCXA153/start



Software and expansion boards

4. Use different headers to connect sensors, Arduino shields and more
5. Access software and tools through our MCUXpresso Developer Experience nxp.com/MCUXpresso
 - Expansion Board Hub mcuxpresso.nxp.com/eb-hub to find add-on boards from NXP and our partners with related MCUXpresso SDK-compatible drivers and examples
 - Application Code Hub mcuxpresso.nxp.com/appcodehub to browse application code examples from our experts to help kick start your project

Support

Visit www.nxp.com/support

www.nxp.com/FRDM-MCXA153

NXP and the NXP logo are trademarks of NXP B.V. All other product or service names are the property of their respective owners. © 2024 NXP B.V.